



# ***CATALOGUE***

***T3 SYSTEMS CATALOGUE - V3***

Designed and Produced by  
**TECNA DISPLAY LTD**

# CONTENTS

## 1. T3 FRAME

Profiles -02  
Extrusions -04  
Parts - 06  
Feet & Wheels -10  
Bags & Cases -11  
Doors & Accessories -12  
TV Mounts & Tapes -13

## 2. T3 WANDLITE

Components & Accessories -15

## 3. T3 LITEBOX

Units - 17

## 4. T3 EASYCUBE

Units & Accessories - 19

## 5. T3 AFFINITY

Profiles & Extrusions - 22  
Parts - 25  
Brackets & Clamps - 26  
Holders & Shelves - 27  
Lighting & Cases - 28

## 7. T3 SYSTEMS

Lighting & Accessories - 30

## 6. T3 SYSTEMS KITS

T3 Frame Sample & Demo Kit - 32  
T3 Wandlite Sample Kit - 32  
T3 Affinity Sample Kit - 32



## WHY US

Our core company principle is simple

## TWIST – LOCK – CONNECT

All products designed and manufactured by T3 Systems are tool free solutions. Allowing our users to create hassle free displays using our patented twist and lock assembly method .

Modular display companies, exhibition, display and interior contractors around the world are partnering with T3 systems to build eye-catching and innovative stands, back-drops, conference sets, shop interiors, counters, towers and displays in a fraction of the time it takes to build them using conventional methods.

We offer a lifetime guarantee on all our products, ensuring that we provide our users with the best quality products for all their display requirements.



## OUR AWARDS





# T3 FRAME

## THE ORIGINAL MODULAR FRAMEWORK SYSTEM

T3 Frame is the original framework system. Its patented modular, twist lock assembly makes it one of the most versatile and innovative display systems in the world. It allows users to create complex displays in a fraction of the time of other frameworks and without the need for tools or levers. Its wide range of profiles and extrusions allows for unmatched design potential.




No Tools



Easy to transport  
& Store



Modular  
Components



## T3 FRAME - EXTRUSIONS

### AFTO / AFTO3000

Airframe Tube (Custom / Stock length)

No End Fittings



Custom Length from 16mm to 3000mm  
Stock Length 3000mm  
Weight 648g per metre / 1944g Stock  
Pack Quantity 1

### AFT

Custom Airframe Tube

With End Fittings




Length: 20mm - 3000mm  
Weight: Custom\*  
Please contact for specific lengths & weights according to your order.

### AFC

Custom Airframe Curve

With End Fittings




Length: 490c/c - 1960 c/c  
Weight: Custom\*  
Please contact for specific lengths & weights according to your order.

### CHTO / CHTO3000

Channel Tube (Custom / Stock length)

No End Fittings




Custom Length from 16mm to 3000mm  
Stock Length 3000mm  
Weight 623g per metre / 1869g Stock  
Pack Quantity 1

### CHT

Custom Channel Tube

With End Fittings

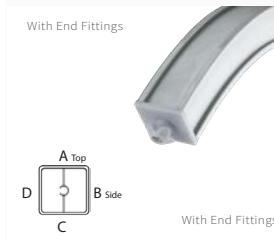


Length: 20mm to 3000mm  
Weight: Custom\*  
Please contact for specific lengths and weights according to your order

### CHC

Custom Channel Curve

With End Fittings

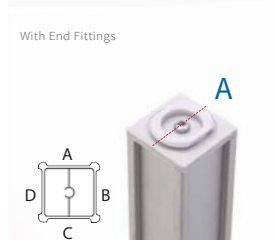


Length: 490c/c - 1960c/c  
Weight: Custom\*  
Please contact for specific lengths and weights according to your order

### CHTL

Custom Channel Twist Lock Tube

With End Fittings

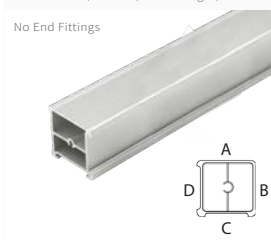


Length: 20mm - 1750mm  
Weight: Custom\*  
Please contact for specific lengths & weights according to your order

### FNTO / FNTO3000

Fusion Tube (Custom / Stock length)

No End Fittings




Custom Length from 16mm to 3000mm  
Stock Length 3000mm  
Weight 637g per metre / 1911g Stock  
Pack Quantity 1

### FNT

Custom Fusion Tube


With End Fittings



Length: 20mm to 3000mm  
Weight: Custom\*  
Please contact for specific lengths and weights according to your order

### AFANG


Airframe Angle



Option for Steel / Velcro to Sides\*\*  
Airframe angles range from 2° - 75°  
Pack Quantity 1  
Please contact for Custom Angle requirements (Made from cut tube which can be extended)\*

### CHANG

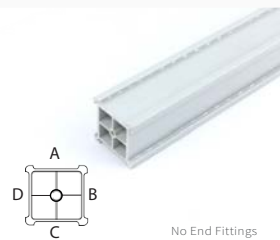
Channel Angle



Channel angles range from 2° - 75°  
Pack Quantity 1  
Please contact for Custom Angle requirements (Made from cut tube which can be extended)\*

UCTO / UCT

Ultralite Channel tube (Custom / Stock length)




No End Fittings

Custom Length from 20mm to 2200mm  
Stock Length 2200mm  
Weight 0270g per metre / 738g Stock  
Pack Quantity 1

UCT

Ultralite Channel Tube Custom




With End Fittings

Length: 20mm - 2200mm  
Weight: 369g per metre  
Please contact for specific lengths & weights according to your order.

UCC0567/90°

Ultralite Channel Curve

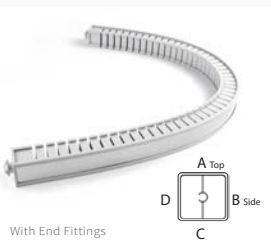


With End Fittings

Length: 567c/c - 600a (90° only)  
Weight: TBCg  
Profile comes in ONE SIZE ONLY (567mm c/c -600mm Outside diameter cut at 90 °)

UFXC

Ultralite Flexi- Tube Custom



With End Fittings

Length: 0400mm - 1000mm  
Weight: Custom\*  
Please contact for specific lengths and weights according to your order (Side B only\*)

CHMUIC / CHMUI2400

Channel Multiuse Insert (Custom / Stock length)



Custom Length from 20mm to 2400mm  
Stock Length 2400mm  
Weight 0443g Stock  
Pack Quantity 1  
(Please specify with Steel, Velcro or Plain)

CHPSC / CHPS2200

Channel Panel/Shelf-Insert (Custom/Stock length)



Custom Length from 20mm to 2200mm  
Stock Length 2200mm  
Weight 0289.5g Stock  
Pack Quantity 1

CHDIC / CHDI2200

Channel Decor Insert (Custom / Stock length)



Custom Length from 20mm to 2200mm  
Stock Length 2200mm  
Weight 168g Stock  
Pack Quantity 1  
Please contact for Plain, Velcro or Steel option.

CHDS-10

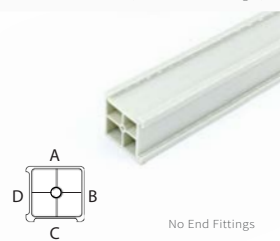
Channel Decor Insert Spacer 10mm



Stock Length 010mm  
Weight 0010g  
Quantity x2 per tube-  
Please contact for Plain, Velcro or Steel option.

UFTO / UFT 2200

Ultralite Fusion tube (Custom / Stock length)

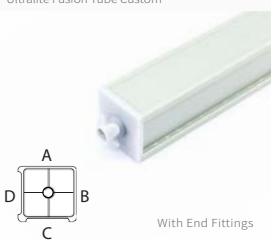


No End Fittings

Custom Length from 20mm to 2200mm  
Stock Length 2200mm  
Weight 0270g per metre / 812g Stock  
Pack Quantity 1

UFT

Ultralite Fusion Tube Custom




With End Fittings

Length: 20mm - 2200mm  
Weight: 369g per metre  
Please contact for specific lengths & weights according to your order.

CHBRC

Custom Channel Brace



With CHBRS\*  
Measured from tube cut size\*

Length: 40mm to 2200mm  
Weight: Custom\*  
Pack Quantity 1

CHTR2400 / CHTRC

Custom Channel Garment Tube (25mm Diameter)



Cut size\*

Length: up to 2400mm  
Weight: 287g  
per metre  
Please contact for specific lengths & weights according to your order



CHFCC / CHFC2200/2400

Channel Fabric Comb (stock length)



Custom Length from 20mm to 2400mm  
Stock Weight: 2200mm(332g) /2400mm (362g)  
Pack Quantity 1

CHFSC / CHFSC2200/2400

Channel Fabric Silverlite (Custom/Stock length)



Custom Length from 20mm to 2200mm  
Stock Weight: 2200mm(330g) /2400mm (347g)  
Pack Quantity 1

CHFS45°C / CHFS45°2200

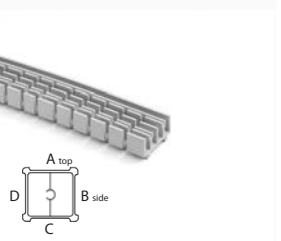
Channel Fabric Silverlite 45° (Custom/Stock length)



Custom Length from 20mm to 2200mm  
Weight 0110g per metre / 0275g Stock  
Pack Quantity 1

CHFFCC

Channel Fabric Comb Custom Flexible

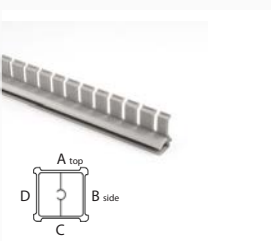


Weight: 95g  
Max Size: 1200mm

Comb is cut ('fracked') to allow for profile to bend into custom curves requiring tighter degree of angle. Minimum diameter restriction applies\*

CHFFSC

Channel Insert Silverlite Custom Flexible

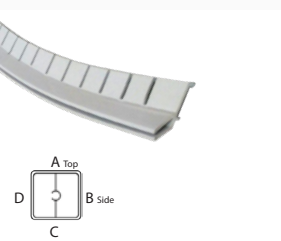


Weight: 95g  
Max Size: 1200mm

Silverlite is cut ('fracked') to allow for profile to bend into custom curves requiring tighter degree of angle. Minimum diameter restriction applies\*

CHFFS45°C

Channel Insert 45° Silverlite Custom Flexible



Weight: 95g  
Max Size: 1200mm

Silverlite is cut ('fracked') to allow for profile to bend into custom curves requiring tighter degree of angle. Minimum diameter restriction applies\*

CHLB-02000/2400/3000

Channel fabric litebox Stock



Length: 3000mm  
Weight: 500g

CHLBC

Custom Fabric Litebox profile



With End Fittings

Length: 20mm - 3000mm  
Weight: Custom\*

Please contact for specific lengths & weights according to your order

T3 FRAME - PROFILES

CHSDDIC / CHSDDI2400

Sliding double door insert (Custom / Stock length)



Custom Length	from 16mm to 2400mm
Stock Length	2400mm
Weight	0153g per metre/0382g Stock
Pack Quantity	1

CHWPIC / CHWPI2400

Channel Wall Panel Insert (Custom / Stock length)



19mm internal width

Custom Length	from 16mm to 2400mm
Stock Length	2400mm
Weight	0130g per metre / 0325g Stock
Pack Quantity	1

CHSBIC / CHSBI2400

Channel Bracket Shelf Insert (Custom/Stock length)



Custom Length	from 20mm to 2400mm
Stock Length	2400mm
Weight	0237g per metre /592.5g Stock
Pack Quantity	1

CHPDIC / CHPDI2400

Channel Panel Dual Insert (Custom / Stock length)



Custom Length	from 16mm to 2400mm
Stock Length	2400mm
Weight	0156g per metre /0390g Stock
Pack Quantity	1

EDGUPC / EDGUP

'U' Plastic edging (Custom / Stock length)



with mag tape\*

Custom Length	from 10mm to 3000mm
Stock Length	3000mm
Weight	0295g per metre / 0885g Stock
Pack Quantity	1

EDGLPC / EDGLP

'L' Plastic edging (Custom / Stock length)



with mag tape\*

Custom Length	from 10mm to 3000mm
Stock Length	3000mm
Weight	0372g per metre / 1116g Stock
Pack Quantity	1

CHF2000 / CHF2

Channel Flexible Hinge Stock / Custom



Custom Length	from 10mm to 2000mm
Stock Length	2000mm
Weight	TBCg per metre / TBCg Stock
Pack Quantity	1

G-EX

Graphic L angle Custom (available in various sizes)



Size	Weight	Code
25 x 25	16 x 3000	-
25 x 12	16 x 3000	139g pr m
12 x 25	16 x 3000	110g pr m
		G25EX
		G20EX
		G12EX

Please contact for specific Customizations

T3 FRAME - PARTS

CON

Connector



Weight 23g	No. quantity per pack 1
Colors Available* Minimum order applies*	

CONTE-19mm

Tube Extender (19mm)



Weight:	19g
Pack Quantity	1

CON 2

Connector Double



Weight:	63g
Pack Quantity:	1

CAP / CAPCH

Connector Cap (Plain /Chrome)



\*also available in CHROME

Weight:	CAP(3g)/CAPCH(3.2g)
Pack Quantity:	1
Please specify color upon order*	

HNG

Hinge for Connector



Weight:	14g
Pack Quantity	1

TFM5/TFM8

Threaded Fitting For connector (M5/8)



Weight:	M5-6g / M8-4g
Pack Quantity:	1
M5 Bayonet fitted with Brass Thread	
M8 Bayonet fitted with Thread*	

DJ14 / DJ30

Double joiner - 14mm



DJ14mm - Weight:	13g
DJ30mm - Weight:	16.4g
Pack Quantity	1

RIN - 05/06/-08/-10

Rivet Tube inserts (M Self Fit only\*)



Self Fit only\*

M5	3g
M6	4g
M8	6g
M10	9g
Pack Quantity	1
Please contact for Customization of inserts*	

CABT

Cable access tidy



Weight:	19g
Pack Quantity:	1

GHP

Graphic hangers (pair)



Weight:	18g
Pack Quantity:	2

SHCLMP

T3 Shell clamp



Weight:	105g
Pack Quantity:	1
Includes x3 Inserts*	

TCLMP

Tube Clamp (Steel Sprung)




Weight:	30g
Pack Quantity:	1



T3 FRAME - PARTS

**AFEFS**  
Airframe end fitting (Bayonet)



With Screw\*

Weight 8.4g (wls)

No. quantity per pack 1

Colors Available\* Minimum order applies\*  
(Rating - ULV\_0- Poly C)

**AFSEB/G**  
Stop End CAP (Airframe Only)\*



\*available in grey or black

Weight: 6g

Pack Quantity: 1

Specify Colour upon order\*

**FNEFS**  
Fusion end fitting (Bayonet)




With Screw\*

Weight 8.2g (w/s)

uantity per pack 1

Colors Available\* Minimum order applies\*  
(Rating - ULV\_0- Poly C)

**CHFIWP**  
Wall panel insert



Weight: 4g

Pack Quantity: 1

**CHFS45°IE**  
Silverlite 45° Edge



Weight: 5.6g

Pack Quantity: 1

**CHFS45°IT**  
Silverlite 45° Insert T



Weight: 8.6g

Pack Quantity: 1

**CHFC**  
Channel fabric infill corner



Weig  
ht: 7.4g

**CHFIT**  
Channel fabric infill T



Weight: 10.2g

Pack Quantity: 1

**CHEFS**  
Channel end fitting (Bayonet)



With Screw\*

Weight 8.0 (wls)

No. quantity per pack 1

Colors Available\* Minimum order applies\*  
(Rating - ULV\_0- Poly C)

**CHTLEFSTL**  
Channel Twist lock End Fitting



With Screw\*

Weight: 6.6g

Pack Quantity: 1

**CHBR**S  
Channel brace show only



Weight: 42g

Pack Quantity: 1

**CHFSIC**  
Fabric silverlite infill corner



Weight: 7.4g

Pack Quantity: 1

**CHFIW**  
Channel fabric infill wrap



Weight: 9g

Pack Quantity: 1

**CHFIX**  
Channel fabric infill cross



Weight 10.2g

Pack Quantity: 1

**CHFLBII**  
Channel fabric infill Internal Corner



Weight: 10g

Pack Quantity: 1

(Available mid 2019)

**CHFLBIC-F**  
Channel fabric insert corner with notch



Weight: 18.8g

Pack Quantity: 1

**CHFSIE**  
Fabric silverlite infill edge



Weight: 5.6g

Pack Quantity: 1

**CHFSII**  
Fabric silverlite infill internal



Weight: 4g

Pack Quantity: 1

**CHFS45°IA / CHFS45°IB**  
Silverlite 45° Insert A (right) B (Left)



Weight: 7.8g

Pack Quantity: 1

**CHFS45°IC**  
Silverlite 45° Insert C



Weight: 8g

Pack Quantity: 1

**CHFLBIE**  
Channel fabric litebox insert edge



Weight: 14.4g

Pack Quantity: 1


**CHFLBIC**  
Channel fabric litebox insert corner





Weight: 20.2g

Pack Quantity: 1

**CHSSA / CHSSAM8**  
Channel shelf support Adjustable (with opt M8)







\*includes 30° & 45°


\*optional M8


Weight: 44.2g

Pack Quantity: 1

M6 Weight: 38g

**CHSSF**  
Channel shelf support fixed





\*includes 30° & 45°

Weight: 21.2g

Pack Quantity: 1

T3 FRAME - PARTS

**CHFS45°IE**  
Silverlite 45° Edge



Weight: 5.6g

Pack Quantity: 1

**CHFS45°IT**  
Silverlite 45° Insert T



Weight: 8.6g

Pack Quantity: 1

**CHFC**  
Channel fabric infill corner



Weig  
ht: 7.4g

**CHFIT**  
Channel fabric infill T



Weight: 10.2g

Pack Quantity: 1

**CHFIW**  
Channel fabric infill wrap



Weight: 9g

Pack Quantity: 1

**CHFIX**  
Channel fabric infill cross



Weight 10.2g

Pack Quantity: 1

**CHFLBII**  
Channel fabric infill Internal Corner



Weight: 10g

Pack Quantity: 1

(Available mid 2019)

**CHFLBIC-F**  
Channel fabric insert corner with notch



Weight: 18.8g

Pack Quantity: 1

**CHFLBIE**  
Channel fabric litebox insert edge



Weight: 14.4g

Pack Quantity: 1


**CHFLBIC**  
Channel fabric litebox insert corner





Weight: 20.2g

Pack Quantity: 1

**CHSSA / CHSSAM8**  
Channel shelf support Adjustable (with opt M8)







\*includes 30° & 45°


\*optional M8


Weight: 44.2g

Pack Quantity: 1

M6 Weight: 38g

**CHSSF**  
Channel shelf support fixed





\*includes 30° & 45°

Weight: 21.2g

Pack Quantity: 1

T3 FRAME - PARTS

CHSST

Channel shelf support twist in



Weight: 3.8g  
Pack Quantity: 1

CHSB15-30

Shelf bracket



Size	Length	Weight	Code
15	150 x 70	050g	B15
20	200 x 70	068g	B20
25	250 x 70	108g	B25
30	300 x 70	137g	B30

CHRTHK

Rail Suspension Hook (Pair for 25mm rail)



Weight: 35.2g  
Pack Quantity: 2

CHRHK

Channel hook insert for rail



Weight: 14g  
Pack Quantity: 1

SCLMPX

Support clamp flat X



Weight: 324.6g  
Pack Quantity: 1

SCLMPI / SLMPIX

Support clamp flat / Extended



Weight: SCLMPI(167g)/SLMPIX (173g)  
Pack Quantity: 1

SCLMPT

Support clamp flat T



Weight: 248.4g  
Pack Quantity: 1

SCLMPC

Support clamp corner L



Weight: 150g  
Pack Quantity: 1

CHRREC

25mm Curtain/Garment rail End Cap (Black)



Weight: 9g  
Pack Quantity: 2

CHRTEF

Channel Rail End Fitting (For CHRT 25mm)



Weight: 82g  
Pack Quantity: 1

T3 FRAME - FEET & WHEELS

FA25S/SS

Foot ADJ 25 Static / Stud Only (M8)



\*quantity x1 each

Description	Weight	Code
25 mm Static	21g	FA25s
25 mm Stud Only	16g	FA25ss

FA25T/TS

Foot ADJ 25 Tiltglide Static / Stud Only (M8)



\*quantity x1 each

Description	Weight	Code
25 mm tiltglide Static	26g	FA25T
25 mm Stud only	22g	FA25TS

FA38S/SS

Foot ADJ 38mm Static / Stud Only (M8)



\*quantity x1 each

Description	Weight	Code
38 mm Static	24g	FA38S
38 mm Stud Only	19g	FA38SS

FA40T/TS

Foot ADJ 40 Tiltglide Static / Stud Only (M8)



\*quantity x1 each

Description	Weight	Code
40 mm tiltglide Static	33g	FA40T
40 mm tiltglide Stud Only	28g	FA40TS

FA55T/TS

Foot ADJ 55 Tiltglide Static / Stud Only (M8)



\*quantity x1 each

Description	Weight	Code
55 mm tiltglide Static	41g	FA55T
55 mm tiltglide Stud Only	35g	FA55TS

FA38XS/XSS

Foot ADJ 38mm Extended Static / Stud Only (M8)



\*quantity x1 each

Description	Weight	Code
38 mm EXT Static	28g	FA38XS
38 mm EXT Stud Only	23g	FA38XSS

FWB50/S

50mm Wheel with brake Static / Stud Only (M8)



\*quantity x1 each

Description	Weight	Code
Wheel w/ bayonet	100g	FWB50
Wheel M8stud only	96g	FWB50S

FWN50/S

50mm Wheel Unbraked Static / Stud Only (M8)



\*quantity x1 each

Description	Weight	Code
Wheel w/ bayonet	101g	FWN50
Wheel M8stud only	97g	FWN50S

FA70SS

Foot ADJ 70mm Static Stud Only (M10)



Weight: 43g  
Pack Quantity: 1  
Diameter: 70mm

FF01 / FF02

Foot flat single / Double



\*quantity x1 each

Description	Weight	Code
Foot flat single	189g	FWB50
Foot flat double	314g	FWB50S

ESP

End side plate



\*With Fasten Wheels

Weight: 838g  
Pack Quantity: 1

\*Requires Tin08 x2 on Airframe profile per plate

T3 FRAME - BAGS & CASES

CBS

Carry bag small



Internal size: 340wx220dx350h - mm  
Weight: 570g  
Capacity: 360 connectors  
Pack Quantity: 1

CBM

Carry bag medium



Internal size: 1050wx210dx210h - mm  
Weight: 996.4kg  
Capacity: 36 x 980c/c tubes  
Pack Quantity: 1

CBL

Carry bag large



Internal size: 1300wx210dx170h - mm  
Weight: 1091.6kg  
Capacity: 30 x 1250c/c tubes  
Pack Quantity: 1

CBEX


Carry bag extra large



Internal size: 1550wx170dx170h - mm  
Weight: 1135kg  
Capacity: 25 x 1450c/c tubes  
Pack Quantity: 1

CCL

Large wheeled case




with wheels\*

Internal size: 345wx325dx1265l - mm  
Weight: 8.5kg  
Capacity: 90 tubes- 1260mmc/c  
Pack Quantity: 1

CCM

Medium case




with wheels\*

Internal size: 290wx250dx960h - mm  
Weight: 4.4kg  
Capacity: 56 tubes - 951 mm c/c  
Pack Quantity: 1

CGD


Circular graphics drum



Internal size: 305 Ø x 1050h - mm  
Weight: 4.6kg  
Capacity: up to 15m graphic panels  
Pack Quantity: 1

CGB

Circular Graphics Bag



Internal size: 305 Ø x1050h  
Weight: 3184.5g  
Capacity: up to 15m graphic panels  
Pack Quantity: 1

ULLB / ULGD

Ultralite Large bag / Graphic Drum



Internal size: 1010wx180dx760l - mm (ULLB)  
254 Ø x 1000l - mm (ULGD)  
Weight: 1650g (ULLB) / 1070g (ULGD)  
Pack Quantity: 1

CFC01

Flight case



with wheels\*

Internal size: 1300wx425dx425l - mm  
Extrnal size: 1345wx470dx470h - mm  
Weight: 22kg  
Pack Quantity: 1

CBR01 / CBR02

Carry Bag Wheeled (with / without litebox bags)



with wheels\*

External size:1260wx350dx160h (CBR01-Only)  
Weight: 3232g (CBR01) / 3929g (CBR02)  
Pack Quantity: 1  
CBR02 includes litebox bags: CBD01 (x3) , CBP01 (x1)\*\*

CBD01 / CBP01

Litebox Drawstring bag / Padded bag




External size: 250wx115l - mm (CBD01)  
125wx120dx580l - mm (CBP01)  
Weight: 22kg (CBD01) / 22kg (CBD01)  
Pack Quantity: 1

T3 FRAME - DOORS & ACCESSORIES

AFDSF/FNDSF/CHDSF 0735


Standard door (Airframe / Fusion / Channel)



Requires DSB\* 735MM DENOTES WIDTH C/C\*

FNDFF/CHDFF 0735


Fabric Standard Door (Fusion/Channel)



AVAILABLE IN PERIMETER ONLY OR DOOR ONLY OPTIONS\*

AFDHF/FNDFH/CHDHF0735

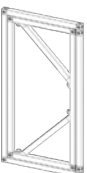
Halfdoor (Airframe / Fusion / Channel)



Requires DSB\* 735MM DENOTES WIDTH C/C\*

AFDC/FNDC/CHDC 0490

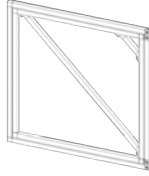
Cupboard door (Fusion/Airframe/Channel)



Requires DSB\* 735MM DENOTES WIDTH C/C\*

AFDC/FNDC/CHDC 0735


Cupboard Door (Airframe / Fusion / Channel)



Requires DSB\* 735MM DENOTES WIDTH C/C\*

AFDSC/CHDSC

Custom Curved Door (Airframe / Channel)




735/980 DSB TANGENT RESTRICTION APPLIES\*

Size	Height	Kg	Fusion	Airframe	Channel
CUPBOARD DOOR W490mm C/C	980mm c/c	5KG	FNDC0490	AFDC0490	CHDC0490
CUPBOARD DOOR W735mm C/C	980mm c/c	5.3KG	FNDC0735	AFDC0735	CHDC0735
HALF DOOR W735mm C/C	980MM CLC	5.5KG	FNDHF0735	AFDHF0735	CHDHF0735
STANDARD DOOR W735mm C/C	1960mm c/c	11KG	FNDSF735	AFDSF735	CHDSF735
FABRIC DOOR W735mm C/C	1960mm c/c	12KG	FNDFF735	-	CHDFF735
CURVED DR CSTM (490-1200Ø)	-	-	-	AFDSC	CFDSC

\*DOORS AVAILABLE WITH CUSTOM EXTRUSIONS (AIRFRAME TUBE ON ALL LOCKED DOORS)\*

DSL


Door lock only (Self Fitted)



Weight: 87g  
Pack Quantity: 1

DSK


Door key only



Weight: 12g  
Pack Quantity: 1

DSHM


Door hinge metal (Self Fitted)



Weight: 140g  
Pack Quantity: 1  
\*quantity x1 each

DSB 735 / 980

Doorbar complete with feet



\*includes x2 - 25mmStatic feet (FA25-S)

Description	Weight	Code
735mm c/c	1052g	DSB0735
980mm c/c	1402g	DSB0980



T3 FRAME - TV MOUNTS & TAPES

MSH

Monitor support hooks



Weight: 802g  
Pack quantity: 1  
Includes Bolt pack (MSHB\*)  
Bolt pack can be bought seperately\*

MSB

Monitor support bracket



Weight: 1378g  
Pack quantity: 1  
Includes Bolt pack (MSBB\*)  
Bolt pack can be bought seperately\*

AFSM / CHSM / FNSM

Screen Mount



Includes Bolt pack (MSMB\*)  
Bolt pack can be bought seperately\*  
\*Channel option protrude from mount by 14mm\*

Size	Channel	Airframe	Fusion
Custom	CHSMC	AFSMC	FNSMC
612.5mm c/c	CHSM0612.5	AGSM0612.5	FNSM0612.5
735mm c/c	CHSM0735	AFSM0735	FNSM0735
867mm c/c	CHSM0867.5	AFSM0867.5	FNSM0867.5
980mm c/c	CHSM0980	AFSM0980	FNSM0980
1102.5mm c/c	CHSM1102.5	AFSM1102.5	FNSM1102.5
1225mm c/c	CHSM1225	AFSM1225	FNSM1225

TTM EU / UK

turntable medium



\*available without cradle

Weight: 4122g  
Pack Quantity: 1  
(220v EU / UK)

THB

High bond double sided tape



Size	Weight	Code
12mm x 50m	179g	THB12
22mm x 50m	330g	THB22
25mm x 50m	354g	THB25

TSR

Steel tape



Size	Weight	Code
22mm x 147m	9.7kg	TSR22
25mm x 147m	11.2kg	TSR22

TSHB

Steel & high bond double sided tape



Size	Weight	Code
22mm x 147m	76g	TSHB22
25mm x 147m	86g	TSHB25

TV12 / 25MM

Velcro tape



\*roll size 25m, available in both Black or White

Type	Colour	Weight	Code
Hook	12mm	315g	TV12HK
Loop	12mm	184g	TV12LP
Hook	25mm	504g	TV25HK
Loop	25mm	363g	TV25LP

TV25TB


Velcro tab set White (x8)



Weight: 22.5g  
Pack Quantity: 8  
Includes - x4 (Loop) / x4 (Hook)

CHFGE

Channel fabric edging



\*175 metres per roll

Weight: 7.4kg  
Pack Quantity: 1

TMR

Magnetic tape



Size	Weight	Code
12.5mm x 30m	2300g	TMR12.5
25 x 30m	4240g	TMR25



FOR MORE NEWS & INFORMATION  
ABOUT ALL OUR PRODUCTS VISIT:  
**WWW.T3SYSTEMS.COM**

T3  
**FRAME**

T3  
**AFFINITY**

T3  
**WANDLITE**

T3  
**LITEBOX**

T3  
**EASYCUBE**



T3

# WANDLITE

## THE REVOLUTIONARY 360° L.E.D TUBE LIGHT

With its patented lightweight, unbreakable and portable design it is one of the most versatile lights available in the display and exhibition industry. It emits a bright, white 360° light and is easily installed into any type of structure, all this adds up to it being the ideal lighting solution.




Waterproof & Dustproof



Low Voltage



Eco-Friendly



## T3 WANDLITE - PARTS

### WA-H / R

Wandlite LED tube - High Bright / RGB



\*Please specify with abbreviation H / RGB

Sizes:	WA001H (0366.5mm)	WA002H (0490mm)	WA003H (0612mm)
	WA004H (0735mm)	WA005H (0857mm)	WA006H (0980mm)
	WA007H (1102mm)	WA008H (1225mm)	WA009H (1347mm)
	WA010H (1469mm)	WA011H (1592mm)	WA012H (1715mm)
	WA013H (1836mm)	WA014H (1960mm)	

### WLCSH

Suspension hanger



Weight: 4.2g  
Pack quantity: 1

### WLCFC

Fixing clip



Weight: 12g  
Pack quantity : 1

### WLFS

Splitter flex



Weight: 31g  
Pack quantity: 1

### WLFL

Link Flex



Weight: 11g  
Pack quantity: 1

### WLFLE

Link Extension Male to Female



Weight: 36.6g  
Pack quantity: 1  
1m in length\*\*

### WLT 2/5/8

Transformer (avail in UK/US/EU)



Weight:	Code:	Amp:
341g	WLT 2	2
432g	WLT 5	5
549g	WLT 8	8

### WLHK - C40 / D10

'C' Hook 040mm / Double end 100mm



Weight 040mm 1.8g  
Weight 100mm 3.8g  
Pack Quantity: 1

### WLHKS100

WLHK100/ CHSST / WLSCH (x1 each)\*



Weight 040mm 90g  
Weight 100mm 130g  
Pack Quantity: 1

### WLSZ

Z stand



Weight: 916g  
Pack quantity: 1

### WLRGBC

RGB ONE



Weight: 22g  
Pack quantity: 1



# T3 LITEBOX

## AT THE FOREFRONT OF VISUAL DISPLAYS

At the forefront of visual and product displays. Its twist-lock assembly method and modular design allows for it to be built in a matter of minutes and packed into one of our compact, wheeled travel cases easily. Profiles can be cut to any length, meaning there is complete versatility when it comes to size of a display.



Compact to store  
& transport



LED  
Illumination



Low Voltage



## T3 LITEBOX - UNITS

### LB1010

Litebox 1m x 1m (T3 Frame only)



CRB included\*

Size Excluding Feet (33mm):1000mm x 1000mm

Includes: Roller Carry Bag  
LED Lights and Accessories  
Channel Inserts  
End Sides Plates and Fittings

### LB1010-A

Litebox 1m x 1m (T3 Frame & T3 Affinity)



CRB included\*

Size Excluding Feet (64mm):1000mm x 1000mm

Includes: T3 Affinity Uprights Accessories  
Roller Carry Bag  
LED Lights and Accessories  
Channel Inserts



### LB1020-S

Litebox 2m x 1m (SPLIT T3 Frame only)



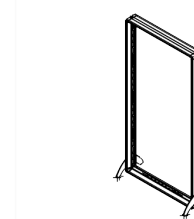
CRB included\*

Size Excluding Feet (33mm):2000mm x 1000mm

Includes: Roller Carry Bag  
LED Lights and Accessories  
Channel Inserts  
End Sides Plates and Fittings

### LB1020

Litebox 2m x 1m (SPLIT T3 Frame & T3 Affinity)



Size Excluding Feet (33mm):2000mm x 1000mm

Includes: T3 Affinity Uprights Accessories  
LED Lights and Accessories  
Channel Inserts

### LB1020-SA

Litebox 1m x 1m (SPLIT T3 Frame & T3 Affinity)



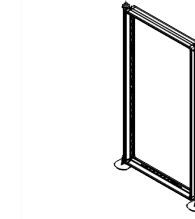
CRB included\*

Size Excluding Feet (64mm):2000mm x 1000mm  
Weight: 23.6kg

Includes: T3 Affinity Uprights Accessories  
Roller Carry Bag  
LED Lights and Accessories  
Channel Inserts

### LB1020-A

Litebox 2m x 1m (T3 Frame & T3 Affinity)

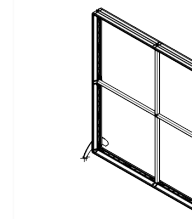


Size Excluding Feet (64mm):2000mm x 2000mm

Includes: T3 Affinity Uprights Accessories  
LED Lights and Accessories  
Channel Insert

### LB2020-S

Litebox 2m x 2m (SPLIT T3 Frame only)

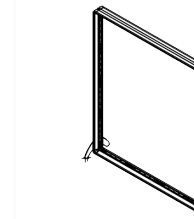


Size Excluding Feet (33mm):2000mm x 2000mm

Includes: LED Lights and Accessories  
Channel Inserts  
End Sides Plates and Fittings

### LB2020

Litebox 2m x 2m (T3 Frame & T3 Affinity)

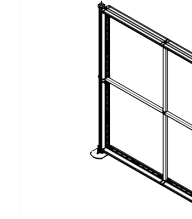


Size Excluding Feet (33mm):2000mm x 2000mm

Includes: T3 Affinity Uprights Accessories  
LED Lights and Accessories  
Channel Inserts

### LB2020-SA

Litebox 2m x 2m (SPLIT T3 Frame & T3 Affinity)

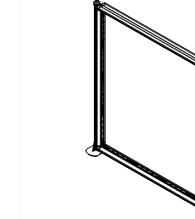


Size Excluding Feet (64mm):2000mm x 2000mm

Includes: LED Lights and Accessories  
Channel Inserts  
End Sides Plates and Fittings

### LB2020-A

Litebox 2m x 2m (T3 Frame & T3 Affinity)



Size Excluding Feet (64mm):2000mm x 2000mm

Includes: T3 Affinity Uprights Accessories  
LED Lights and Accessories  
Channel Inserts



T3

# EASYCUBE

## THE SOLUTION TO ALL POP UP & POINT OF SALE RETAIL NEEDS

The innovative concept of T3 Easycube allows for strong and lightweight structures to be created that can be used individually or in “bundles”. The structures are created using modular plastic profiles and units are comprised of counters, plinths and towers of varying sizes that can all be relocated and locked together. This allows for an almost unlimited number of designs and orientations of display.



Lightweight



Easy to transport  
& store



Modular  
Components

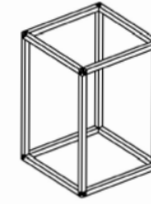


## T3 EASYCUBE - UNITS & ACCESSORIES

### ECP2012

Easycube Square Plinth (Incl Top & Base)

\*Includes Feet (FA38s)



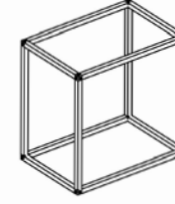
Height & Width: 883.5mm x 600mm

Alt Ver: ECP2010 - Frame only (No Feet/Base/Top/Shell)  
ECP2011 - Base Only (No Top)  
ECP2013 - Includes Shelf with CHSSA  
ECP2014 - Split height for Shelf (Includes Shelf)

### ECP2022

Easycube Oblong Plinth (Incl Top & Base)

\*Includes Feet (FA38s)



Height & Width: 883.5mm x 883.5mm x 600mm

Alt Ver: ECP2020 - Frame only (No Feet/Base/Top/Shell)  
ECP2021 - Base Only (No Top)  
ECP2023 - Includes Shelf with CHSSA  
ECP2024 - Split height for Shelf (Includes Shelf)

### ECP3012

Easycube Semi-Circle Plinth (Incl Top & Base)

\*Includes Feet (FA38s)



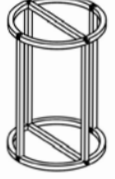
Height & Width: 300mm x 883.5mm x 600mm

Alt Ver: ECP3010 - Frame only (No Feet/Base/Top/Shell)  
ECP3011 - Base Only (No Top)  
ECP3013 - Includes Shelf with CHSSA  
ECP3014 - Split height for Shelf (Includes Shelf)

### ECP3022

Easycube Circular Plinth (Incl Top & Base)

\*Includes Feet (FA38s)



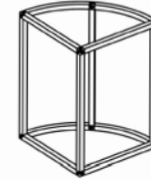
Height & Width: 883.5mm x 600-OD

Alt Ver: ECP3020 - Frame only (No Feet/Base/Top/Shell)  
ECP3021 - Base Only (No Top)  
ECP3023 - Includes Shelf with CHSSA  
ECP3024 - Split height for Shelf (Includes Shelf)

### ECP4012

Easycube Corner Plinth (Incl Top & Base)

\*Includes Feet (FA38s)



Height & Width: 600mm x 600mm (1167-OD)

Alt Ver: ECP4010 - Frame only (No Feet/Base/Top/Shell)  
ECP4011 - Base Only (No Top)  
ECP4013 - Includes Shelf with CHSSA  
ECP4014 - Split height for Shelf (Includes Shelf)

### ECC1010

Promotional Cube Small (No Shelf)

\*No Feet



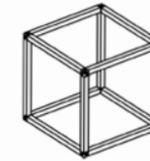
Dimensions: 316.5mm Cube

\*No Accessories included

### ECC1020

Promotional Cube Medium (No Shelf)

\*No Feet



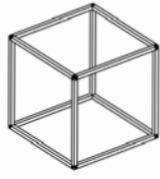
Dimensions: 600mm Cube

\*No Accessories included

### ECC1030

Promotional Cube Large (No Shelf)

\*No Feet




Dimensions: 883.5mm Cube

\*No Accessories included

### ECB01

Easycube Bundle

\*Includes Feet (FA38s)



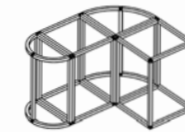
Depth & Width: 1483.5mm x 1783.5mm

\*\*Includes Tops / Shelves/ Tube Clamps

### ECB02

Easycube Bundle

\*Includes Feet (FA38s)



Depth & Width: 1200mm x 1500mm

\*\*Includes Tops / Shelves/ Tube Clamps

ALL UNITS ARE FITTED WITH VELCRO AS STANDARD, FOR MORE OPTIONS AND CUSTOM VARIATIONS PLEASE CONSULT OUR SALES TEAM:


[SALES@TECNADISPLAY.COM](mailto:SALES@TECNADISPLAY.COM)





T3  
AFFINITY

THE COMPLETE RETAIL & DISPLAY SYSTEM

The T3 Affinity system is a complete retail and display system. The patented design allows for displays and stands to be built quickly and without the use of tools. With its broad range of retro fit accessories, it is ideally suited for all manner of product and graphic displays. .

- 

Customizable
- 

No Tools
- 

Fast Build Times



T3 AFFINITY - PROFILES & EXTRUSIONS

AYEB


Affinity Beam Standard (with End fittings)

	Size	Weight	Cut length	Code
	0300mm c/c	315g	0237mm	AYEB0300
	0400mm c/c	398g	0337mm	AYEB0400
	0600mm c/c	565g	0537mm	AYEB0600
	0800mm c/c	732g	0737mm	AYEB0800
	1000mm c/c	898g	0937mm	AYEB1000
	1200mm c/c	1065g	1137mm	AYEB1200
	CUSTOM	-	50-2400mm	AYEBC
	CUSTOM (twist)	-	50-2400mm	AYEBTL

Twist Lock E/F

AYEBC-F/M/MF

Affinity Beam Central Joiner (Male / Female)



AYEBC-Male incl x1 (AYA3001) + Custom Tube  
AYEBC-Female incl x1 (AYA3001) + Custom Tube  
AYEBC-MF (No AYA3001) + Custom Tube  
Pack Quantity: 1

AYEBP24

Stock length beam - (2400mm only)



Weight: 2390g  
Cut length: 2400mm


AYEP

Affinity Post Standard (with End fittings)

	Size	Weight	Cut length	Code
	0885mm c/c	873.5g	0885mm	AYEP0885
	0985mm c/c	1000g	0985mm	AYEP0985
	1085mm c/c	1057g	1085mm	AYEP1085
	1135mm c/c	1102g	1135mm	AYEP1135
	CUSTOM	-	50-2400mm	AYEPC

AYEPC-F/M/MF

Affinity Post Central Joiner (Male / Female)



AYEPC-Male incl x1 (AYA3001) + Custom Tube  
AYEPC-Female incl x1 (AYA3001) + Custom Tube  
AYEPC-MF (No AYA3001) + Custom Tube  
Pack Quantity: 1

AYEPP24

Stock length Posts - (2400mm only)



Weight: 2390g  
Cut length: 2400mm

AYER 19T (C) / 25T (C)

19mm and 25mm Extrusion (Custom / Stock)



Weight 2400mm:381.5g(19mm)/580g( 25mm)  
Pack Quantity: 1

For Custom sizes please state cut size\*\*  
Stock Size 2400mm (19 & 25 mm)

AYPSD / AYPSDC

Sliding Door profile (Stock 2400mm /Custom)



Stock Weight: 3545g  
Pack Quantity: 1

AYPCT / AYPCTC

Cable Trunking profile 2400mm



Stock Weight: 2091g  
Pack Quantity: 1

AYRGE

Round Graphic Edging (200m roll)




Size 2.7mm x 10mm Weight 7900g Code AYRGE



T3 AFFINITY - PARTS

**AYA - 1001**  
Connector




Weight: 51g  
Pack Quantity: 1

**AYA - 1002**  
Post Connector cap



Weight: 36g  
Pack Quantity: 1

**AYA - 1003**  
Post Connector Cap with M8 thread



Weight: 35g  
Pack Quantity: 1

**AYA - 1004**  
T3 Adaptor



\*joins T3 Frame to T3 Affinity

Weight: 12.2g  
Pack Quantity: 1

**AYA - 2011**  
M8 Cap c/w wheel (braked)



Weight: 132g  
Pack Quantity: 1

**AYA - 2124**  
Foot Rectangle Small



Weight: 2713g  
Pack Quantity: 1

**AYA - 1006**  
Hinge



Weight: 17g  
Pack Quantity: 1

**AYA - 1007**  
Top/ Board retainer Stud



Weight: 32g  
Pack Quantity: 1

**AYA - 1008**  
Foot 80mm (M8- 50mm Stud only)



Weight: 108g  
Pack Quantity: 1

**AYA - 1009**  
Foot 50mm (M8 -78mm Stud only)



Weight: 40g  
Pack Quantity: 1

**AYA - 3001**  
End fitting for Beam



Weight: 28g  
Pack Quantity: 1

**AYA - 3002**  
End fitting for Post



Weight: 31g  
Pack Quantity: 1

**AYA - 3003**  
Twist Lock End fitting for Beam



Weight: 34g  
Pack Quantity: 1

**AYA - 3004**  
Moulded End fitting for 19mm Graphic Pole



Weight: 26g  
Pack Quantity: 1

**AYA - 2000**  
Cap & Foot 80m (with M8 thread 50mm)



Weight: 143g  
Pack Quantity: 1

**AYA - 2001**  
Cap & Foot 50m (with M8 thread 78mm)



Weight: 75g  
Pack Quantity: 1

**AYA - 2007**  
Cap & Top Board Retainer



Weight: 68g  
Pack Quantity: 1

**AYA - 2010**  
M8 cap c/w wheel (unbraked)



Weight: 131g  
Pack Quantity: 1

**AYA - 3005**  
Side End Fitting for 19mm Graphic Pole



Weight: 21g  
Pack Quantity: 1

**AYA - 3006**  
End Fitting for 25mm Round Extrusion



Weight: 112g  
Pack Quantity: 1

**AYA - 3008**  
T - Bolt



Weight: 21g  
Pack Quantity: 1

**AYA - 3010**  
Post Stop End Cap



Weight: 8g  
Pack Quantity: 1



T3 AFFINITY - PARTS

AYA - 3011

Beam Stop End Cap



Weight: 7g

Pack Quantity: 1

AYA - 3012

19mm Graphic Pole End cap (Black)



Weight: 4g

Pack Quantity: 2

AYA - 3013

25mm Round End cap (Black)



Weight: 8g

Pack Quantity: 2

AYA3101

Affinity Beam Central Joiner



Weight: 30.6g (70.2g)

Pack Quantity: 2 (x2 units per side)


AYA3102

Affinity Post Central Joiner



Weight: 23g (46g)

Pack Quantity: 2



WWW.T3SYSTEMS.COM

T3 AFFINITY - BRACKETS & CLAMPS

AYA - 4001 S / P

Single Shelf Bracket (Single / Pair)

(c/w T-bolt)\*



Weight: 394g (Pair) / 197g (Single)

Pack Quantity: 1 / 2

Single bracket available in LEFT / RIGHT (L/R)\*

AYA - 4002

Single Centre Shelf Bracket (Post)



(c/w T-bolt)\*

Weight: 187g

Pack Quantity: 1

AYA - 4003 S / P

Double Shelf Bracket (Single / Pair)

(c/w T-bolt)\*



Weight: 742g (Pair) / 372g (Single)

Pack Quantity: 1 / 2

Single bracket available in LEFT / RIGHT (L/R)\*

AYA - 4004

5 Slot bracket for Beam (c/w T-bolt)



Weight: 179g

Pack Quantity: 1

AYA - 4005

5 Slot bracket for Post (c/w T-bolt)



Weight: 181g

Pack Quantity: 1

AYA - 4006

90° bracket for Beam (c/w T-bolt)



Weight: 43g

Pack Quantity: 1

AYA - 4007

90° bracket for post (c/w T-bolt)



Weight: 43g

Pack Quantity: 1

AYA - 4008 S/P

Saddle bracket For Beam (Single / Pair)



Weight: 90g

Pack Quantity: 1

No bolt / Screw included\*\*

AYA - 4009

90° bracket for Beam (c/w T-bolt)



Weight: 38g

Pack Quantity: 1

AYA - 4015

T3 Clamp



Weight: 070g

Pack Quantity: 1

c/w Affinity Bolts\*

AYA - 4020

Post Connector Rigidizer



Weight: 60g

Pack Quantity: 1

T3 AFFINITY - HOLDERS & SHELVES

AYA - 5001 L/R

Literature holder (c/w t bolt)



Weight:

194.4g

Pack Quantity:

1

Left or Right Version available\*

AYA - 5002

A4 brochure holder



Weight:

421g

Pack Quantity:

1

AYA - 5003

Acrylic shelf semi-circle Small



Weight:

156g

Pack Quantity:

1

AYA - 5004

Acrylic shelf small - Oblong



Weight:

198g

Pack Quantity:

1

AYA - 5005

Acrylic shelf semi-circle Large



Weight:

254g

Pack Quantity:

1

AYA - 5006

Acrylic shelf large - Oblong



Weight:

327g

Pack Quantity:

1

AYA - 5007

Metal shelf (Fits AYE0863 c/c tube)



Weight:

2687g

Pack Quantity:

1

AYA - 5010

Wire System



Weight:


200g

Pack Quantity:

1

AYA - 5012

Monitor Holder



Weight:

619g

Pack Quantity:

1

c/w bott pack\*

AYA - 5014 /5015

Affinity Monitor Support Hook Small / Large



Weight:

548g (SMALL) / 733g (LARGE)


Pack Quantity:

1

Both items c/w bolt packs\*\*

AYA - 5020

Tablet Holder Large



Weight:

664g

Pack Quantity:

1

AYA - 5021

Tablet Holder Small



Weight:

626g

Pack Quantity:

1

T3 AFFINITY - LIGHTING & CASES

AYA - 6001

Mounting Clip for Arm Lights



Weight:

6g

Pack Quantity:

1

Lighting options can be found in our Lighting & accessories section (page 31-32)\*

AYA - 7011

Case ( with wheels )



Weight:

8kg

Pack Quantity:

1

TWIST - LOCK  
CONNECT

WA-H / R - C  
Wandlite LED tube Light - HighBright/RGB Custom



Custom Sizes available, minimum order applies\*

WLHKD040 / 100  
"C" Hook 040mm / Double end 100mm



Weight 040mm 02g  
Weight 100mm 04g  
Pack Quantity: 1

WLSLB  
Stick light bracket



\*Available in custom sizes

Size	Weight	Code
245c/c	59g	SLB0245
367.5c/c	90g	SLB0367.5
490c/c	100g	SLB0490
735c/c	131g	SLB0735
CUSTOM	as per order	SLBCSTM

WLAC  
Adhesive Clip for Wandlite



Weight: 35g  
Pack quantity: 1

SPLBLK - EU / UK / US  
LED spotlight - black - 100w



\*includes clamp  
Weight: EU (463g) / UK (470g) / US (459g)  
Pack quantity: 1

SPLCHR - EU / UK / US  
LED spotlight - chrome - 100w



\*includes clamp  
Weight: EU (454g)/UK (459g)/ US (445g)  
Pack quantity: 1

SPCAD  
Spotlight adaptor



\*available in RGB colours  
Weight: 23g  
Pack quantity: 1

SPCLAMP  
Spotlight clamp



Item	Weight	Code
Clamp	52g	SPLSLV

WTL2SUK  
Splitter Lead for Transformer (13 amp UK only)\*



\*UK only  
Weight: 373g  
Pack quantity: 1

WLTLEX  
Extension lead for Transformer (UK only)\*



3000mm long  
Weight: 250g  
Pack quantity: 1

WLTA  
Adaptor 12mm to 14mm



Weight: 6g  
Pack quantity: 1

AYA - 6002 EU / UK / USA  
Armilight LED Chrome EU/UK/USA (c/w AYA6001)



Weight: 402g  
Pack Quantity: 1  
Includes Mounting Clip for Arm Lights\*

AYA-6003 BLK EU/UK/USA  
Armilight LED Black EU/UK/USA (c/w AYA6001)



Weight: 406g  
Pack Quantity: 1  
Includes Mounting Clip for Arm Lights\*

TRL - EU / UK / US  
LED Spotlight Transformer only\*



Weight: EU (130g) / UK (133g) / US (121g)  
Pack quantity: 1

LSC-2400 / LSCC  
L.E.D Cover Stock / Custom



Stock weight: 322g  
Pack quantity: 1

LS24V056-5L / 9L  
LED light strips 24 volt (5/9 LED)



Size(mm): 361Lx21W(5 strip), 467Lx24W(9 strip)  
Excluding Wire\*  
Weight: 62g(5 strip), 84g(9 strip)  
Pack Quantity: 1

LBL460  
Extension Litebox lead - 460mm



Weight: 70.4g  
Pack Quantity: 1  
Size: 460mm

LD24V100 / 200  
Transformer 100 / 200watt (24 volt)



Internal size: 290wx250dx960h - mm  
Weight: 354g (100w)- 877g (200w)  
Capacity: 56 tubes - 951 mm c/c  
Pack Quantity: 1

LBSMC  
M-Clip



Weight: 4g  
Pack Quantity: 20



# T3 SYSTEM KITS

## GET A BETTER UNDERSTANDING OF THE T3 SYSTEMS SOLUTIONS

If you want to know more about T3 Systems, why not order one of our T3 Kits. It will allow you to get a hands on feel for the modular framework system that is changing the industry. The kit's provide a simple yet comprehensive understanding of how our patented T3 System products work as well as introducing some of the main components.

## T3 SYSTEMS - KITS

### TSK

T3 FRAME SAMPLE KIT



Weight:  
Pack quantity:  
(frame only weight)\*  
Includes: USB / Brochures

1249g  
1

### TDK

T3 FRAME DEMO KIT



Weight:  
Pack quantity:  
(frame only weight)\*  
Includes: Extra T3Frame Accessories / USB / Brochures

4750g  
1

### AYDK

T3 AFFINITY DEMO KIT



In stock Spring 2019\*\*

Weight:  
Pack quantity:  
Available Spring 2019\*\*

5654g  
1

### WLSK

T3 WANDLITE SAMPLE KIT



Packed Weight:  
Pack quantity:

465g  
1

FOR MORE NEWS & INFORMATION  
ABOUT ALL OUR PRODUCTS VISIT:

**T3** S Y S T E M S  
W W W . T 3 S Y S T E M S . C O M



## GET IN TOUCH



### EMAIL

[sales@tecnadisplay.com](mailto:sales@tecnadisplay.com)



### CALL

UK OFFICE: +44 (0)208 803 4469

USA OFFICE: +1 (310) 299-2789



[WWW.T3SYSTEMS.COM](http://WWW.T3SYSTEMS.COM)

